

MW08JL

WALL TOP ASSEMBLY

meir®



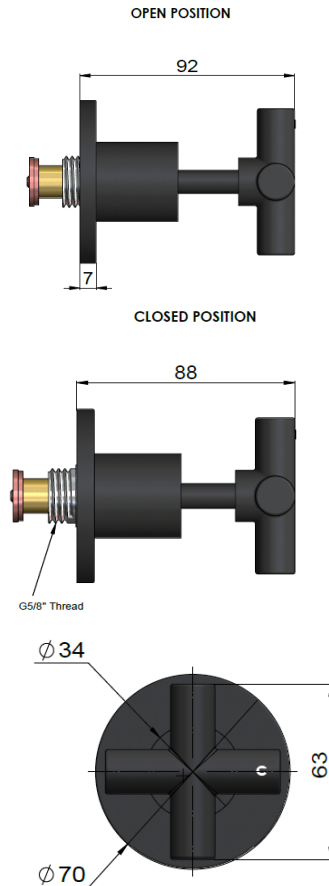
FEATURES

- Refer to the Meir website for warranty terms & conditions, and available finishes.
- Jumper-valve spindle
- Solid brass construction
- Box Weight 1Kg

CARE

- Do not install tapware using any form of acetone silicones.
- Do not apply physical items (such as tools) directly to product.
- Never use house-hold or commercial detergents, citrus based cleaners, or abrasive cleaners.
- Clean using a mild washing soap solution rinsed, and dry with a soft cloth.
- Check for any product defects before installation.
- Refer to the installation manual for correct installation.

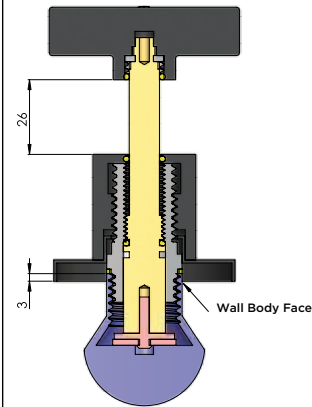
SPECIFICATIONS



TOLERANCES

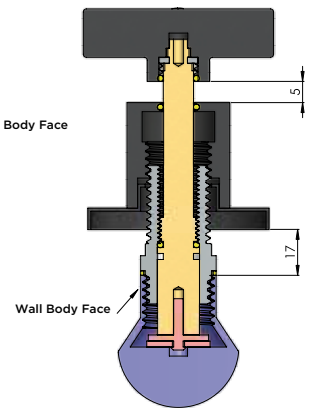
MIN

Tolerance below body face

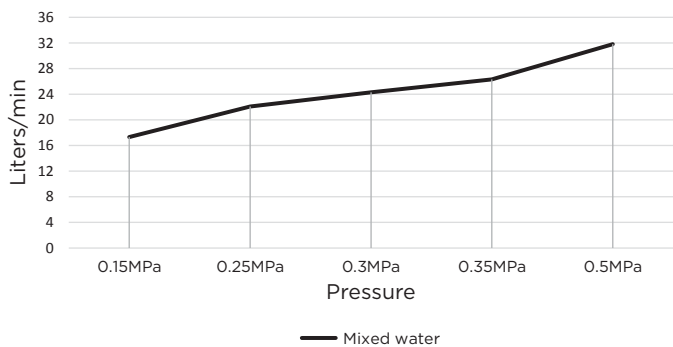


MAX

Tolerance above body face



FLOW RATE GRAPH



CREDENTIALS

- Watermark AS/NZS 3718 WMKA25013

