



Sanispeed® +

Ideal for light commercial environments such as small shops, cafes, offices, bars, automatic coffee machines and dental surgeries where grey water needs to be disposed of.



WHY CHOOSE THIS PRODUCT?

Ideal for light commercial applications

Low activation level (95 mm)

Robust motor

Four inlets – two side entries and two top entries

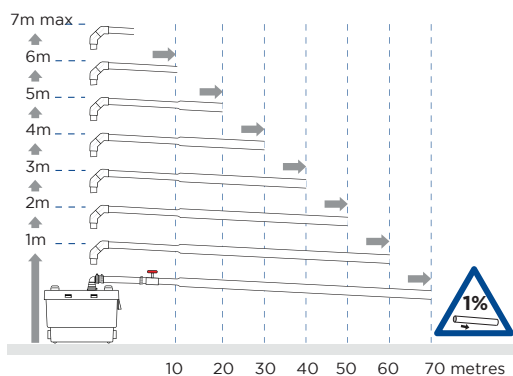
Working temperature of 35°C

Will handle up to 75°C for short periods (5 minutes)

Carbon filter included to neutralise odours

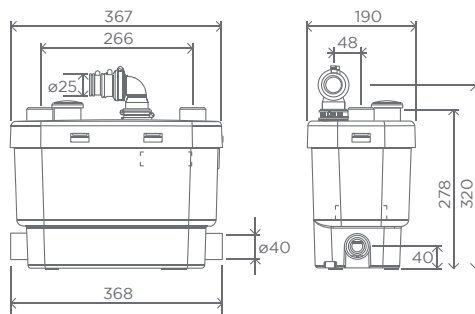
VERTICAL/HORIZONTAL PERFORMANCE

Increase size of horizontal run by one pipe size after 5m. All horizontal pipework requires a minimum of 1:100 fall.

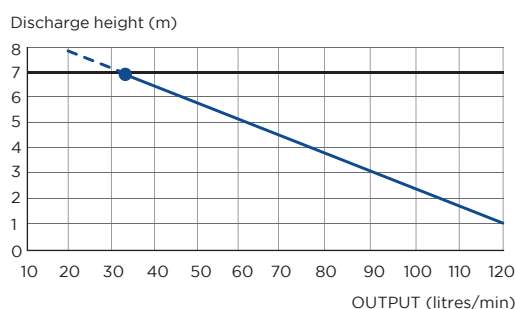


TECHNICAL CHARACTERISTICS

Discharge Pipework	25 mm
Motor Power	400 Watts
Voltages	220-240 V/50 Hz
Working Waste Water Temp	35°C/Max 75°C (intermittent)
Product Weight	6.4 kg
Overall Measurements	373 x 275 x 185 mm
Inlet Pipework	40 mm
IP Rating	IP44



FLOW RATE PERFORMANCE CHART



APPLICATIONS



HAND BASIN



BATH



SHOWER



WASHING MACHINE



DISH WASHER




KITCHEN SINK



WMTS 106:2019
Certificate No. 23048
Manufacturer: SFA
Brand: Saniflo

PRODUCT REFERENCE:
SA101



SFA GROUP
Shaking up water

Made in France to the highest standards, needs to be installed by a licensed plumber