



APPLICATIONS



HAND BASIN



SHOWER




ATS 5200.101
Certificate No. 23048
Manufacturer: SFA
Brand: Saniflo

Product Reference:
SA94

SANISHOWER+

SANISHOWER®+

The low profile design enables the Sanishower®+ to be installed discreetly into a cabinet. Ideal for installing a shower and vanity.



TECHNICAL CHARACTERISTICS

Discharge Pipework	20 mm
Motor Power	400 Watts
Voltages	220-240 V/50 Hz
Working Waste Water Temp	35°C
Product Weight	3.5 kg
Overall Measurements	296 x 145 x 165 mm
Inlet Pipework	40 mm
IP Rating	IP44
Activation Level	65 mm

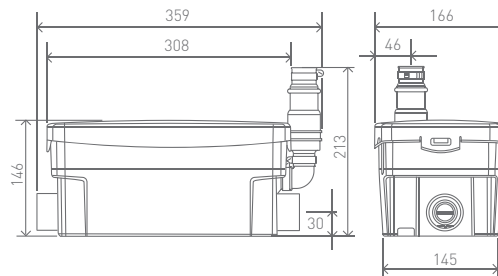
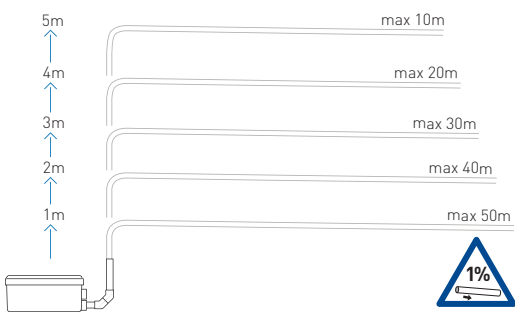


WHY CHOOSE THIS PRODUCT?

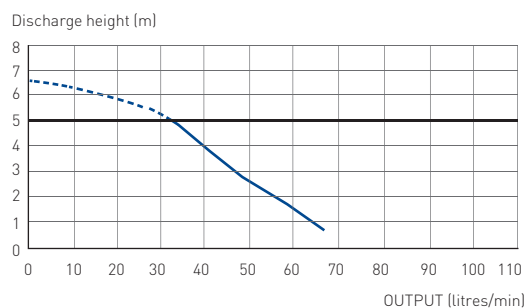
- Overcomes gravity drainage issues
- Allows basement showers
- Can be fitted next to shower tray
- Additional inlet for basin
- Includes integrated carbon filter
- Low activation level (65 mm)

VERTICAL/HORIZONTAL PERFORMANCE

Increase size of horizontal run by one pipe size after 5m.
All horizontal pipework requires a minimum of 1:100 fall.



FLOW RATE PERFORMANCE CHART



Made in France to the highest standards, needs to be installed by a licensed plumber